

Survey123

Log in instructions



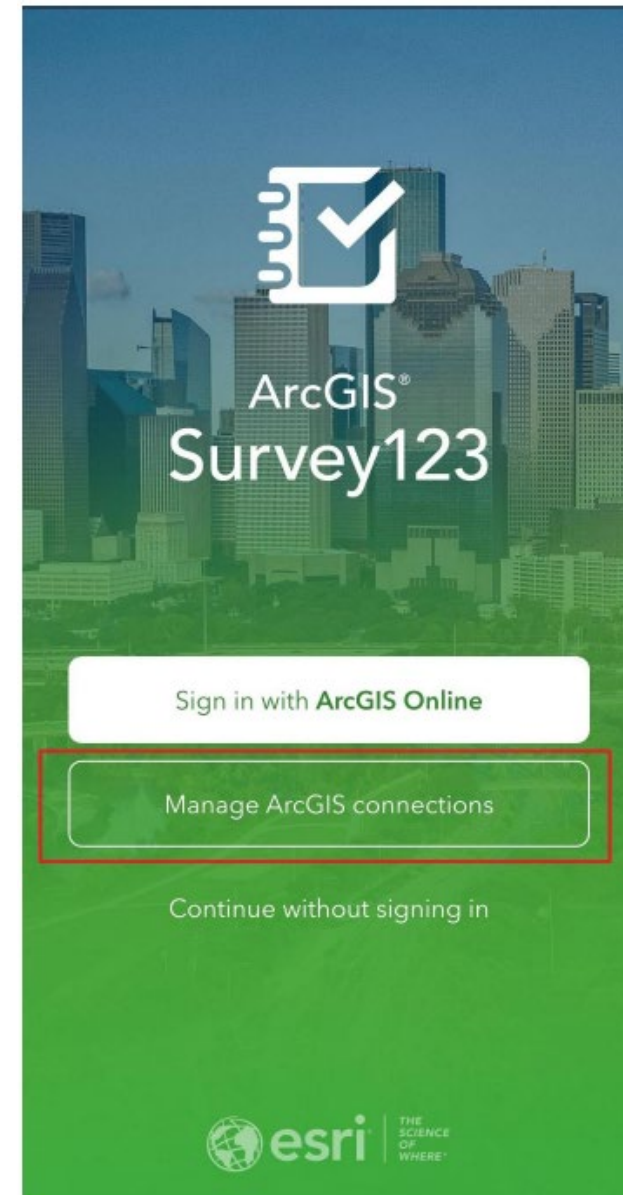
Survey123

- App available on the Microsoft, Google Play, and Apple App Store
- Separate app from Field Maps
- Will work on all Android, Apple, and Windows tablets/phones
 - Does not need to be an H&A device to run the app
- Portal URL and login credentials required



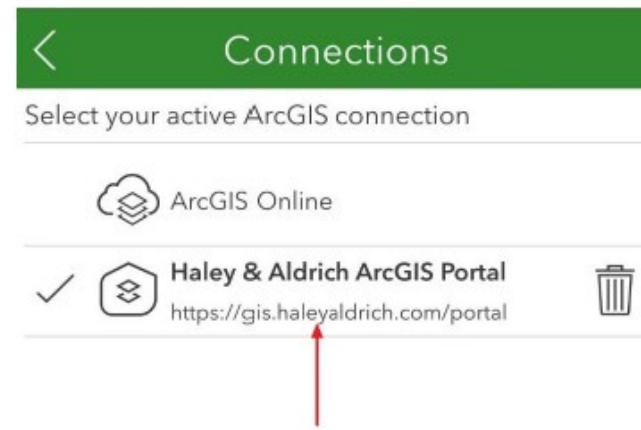
Survey123 – Signing in

- Download and launch the app
- Select ‘Manage ArcGIS connections’



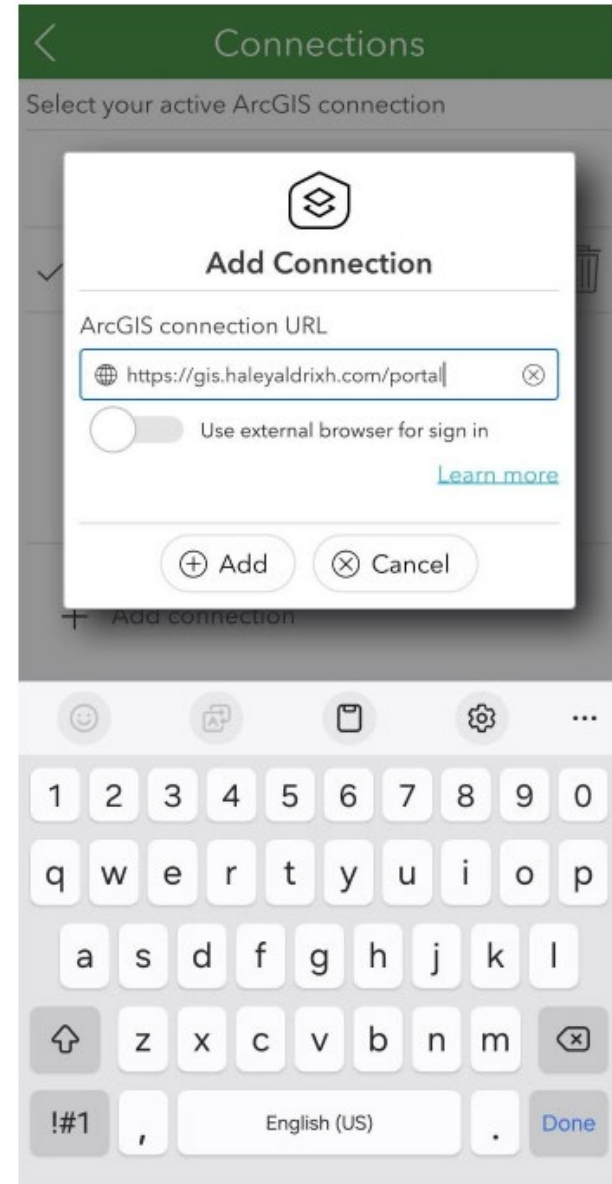
Survey123 – Signing in

- At the bottom select 'Add connection'



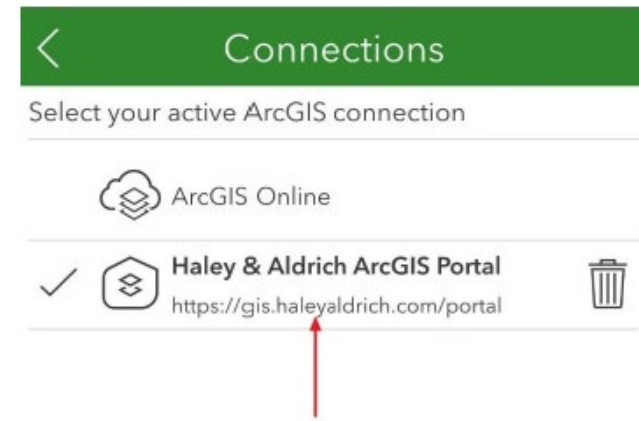
Survey123 – Signing in

- For the ArcGIS connection URL type in *https://gis.haleyaldrich.com/portal*
- Select the Add button once finished



Survey123 – Signing in

- Make sure the Haley & Aldrich ArcGIS Portal option is selected
- Select back in the upper left to go to the login page



Survey123 – Signing in

- Select the ‘Sign in with Haley & Aldrich ArcGIS Portal’ option



Survey123 – Signing in

- You will be given a login during training. You can reach out to geoanalytics@haleyaldrich.com to get a temporary login.

